

Centre Number						Candidate Number				
Surname										
Other Names										
Candidate Signature										

For Examiner's Use	
Examiner's Initials	
Pages	Mark
2 - 3	
4 - 5	
6 - 7	
8 - 9	
10 - 11	
12 - 13	
TOTAL	



General Certificate of Secondary Education  
Higher Tier  
March 2011

# Mathematics

# 43601H

Unit 1

Monday 7 March 2011 9.00 am to 10.00 am

# H

For this paper you must have:

- a calculator
- mathematical instruments.



## Time allowed

- 1 hour

## Instructions

- Use black ink or black ball-point pen. Draw diagrams in pencil.
- Fill in the boxes at the top of this page.
- Answer **all** questions.
- You must answer the questions in the spaces provided. Do not write outside the box around each page or on blank pages.
- Do all rough work in this book.

## Information

- The marks for questions are shown in brackets.
- The maximum mark for this paper is 54.
- The quality of your written communication is specifically assessed in Questions 2, 3 and 8. These questions are indicated with an asterisk (\*)
- You may ask for more answer paper and graph paper. These must be tagged securely to this answer booklet.

## Advice

- In all calculations, show clearly how you work out your answer.



M A R 1 1 4 3 6 0 1 H 0 1

Answer **all** questions in the spaces provided.

**1** Is money discrete or continuous?  
Tick a box.

Discrete

Continuous

Give a reason for your answer.

.....  
.....

(1 mark)

**\*2** A company pays people to visit shops and test customer service.  
Paul works for this company.  
His fees in October are shown.

Fee (£)	Frequency
8	10
10	18
12	7
15	4
20	1

**2 (a)** Calculate his mean fee.

.....  
.....  
.....

Answer £ ..... (3 marks)

**2 (b)** Paul says that his modal fee and his median fee are both £10.  
Is he correct?  
Give reasons and working to show how you decide.

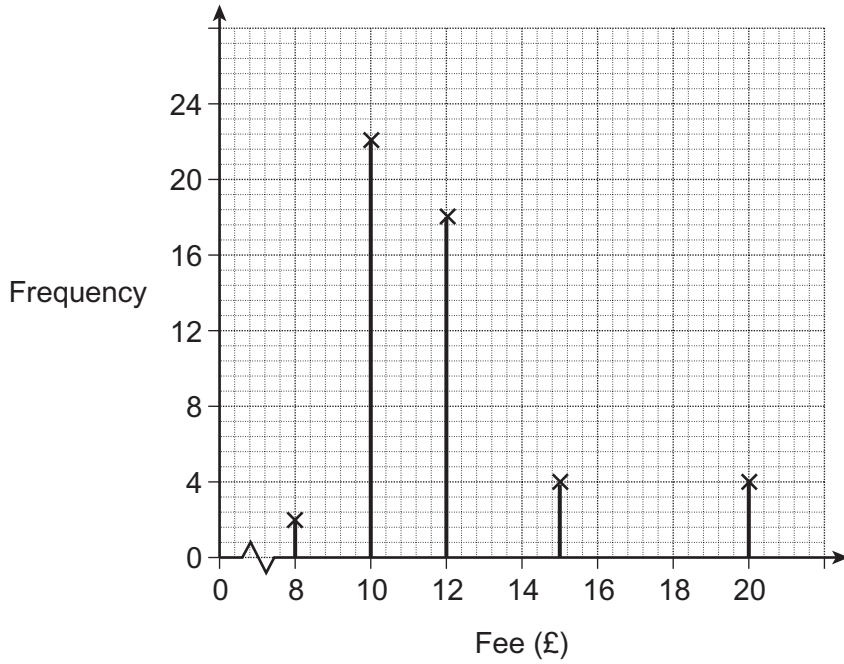
.....  
.....  
.....  
.....

(2 marks)



2 (c) Shelley also works for this company. Her fees in the same month are shown.

Shelley's fees



Give **one** similarity and **one** difference in the fees of Paul and Shelley.

Similarity .....

.....

Difference .....

.....

(2 marks)

Turn over for the next question



**\*3** Each day 147 trains leave Lea Road station.  
One day, most trains are on time (0 minutes late).  
19 trains are late.

**3 (a)** What percentage of trains are late?  
Give your answer to 1 decimal place.

.....  
.....  
.....

Answer ..... % (3 marks)

**3 (b)** The station manager records the number of minutes late for each of the 19 trains.

6    11    1    21    8    10    17    4    35    22  
2    3    41    8    23    7    16    28    19

**3 (b) (i)** Draw an ordered stem-and-leaf diagram to show the data for the late trains.  
Complete the key.

Key: ..... | ..... represents ..... minutes late

.....  
.....  
.....  
.....  
.....

(4 marks)



3 (b) (ii) For the 19 late trains, write down the modal number of minutes late.

Answer ..... minutes (1 mark)

3 (b) (iii) Write down the modal number of minutes late for all 147 trains.

Answer ..... minutes (1 mark)

3 (c) The station manager says,  
“The late times are all one minute less than I recorded.  
For example, the train I recorded as 6 minutes late was actually only 5 minutes late.”

Which modal number of minutes late changes?  
Tick a box.

The 19 late trains

All 147 trains

Both

Neither

Give a reason for your answer.

.....  
.....  
(2 marks)



**4 (a)** A shop sells red roses and white roses in the ratio 7 : 2  
One day 392 red roses are sold.

How many white roses are sold?

.....  
.....

Answer ..... (2 marks)

**4 (b)** A different shop sells red roses and white roses in the ratio 8 : 3

What is the probability that a rose, sold at random, is red?

.....

Answer ..... (1 mark)

**5** A company makes 200 Easter bunnies.  
It costs £2.46 to make each bunny.

28% of the bunnies are given to a charity.  
Three-quarters of the rest are sold for the full price of £4.  
Any left over are then sold at half price.

How much profit does the company make?

.....  
.....  
.....  
.....  
.....  
.....

Answer £ ..... (4 marks)



**6** Matt and Ruba each have one coin.  
The total amount of money is less than 50p.

Work out the probability that exactly one of the coins is a 10p piece.  
Assume that all possible coins are equally likely.

.....

.....

.....

.....

Answer ..... (4 marks)

**Turn over for the next question**



**7 (a)** Maggie interviews a random sample of local people.  
She asks,

“What percentage of Members of Parliament (MPs) do you think are female?”

Write a suitable response section for this question.

(2 marks)

**7 (b)** Give an advantage of interviewing people instead of using a postal questionnaire.

.....  
.....

(1 mark)

**7 (c)** At the beginning of 2010 there were 126 female MPs.  
This was 19.5% of the total number of MPs.

**7 (c) (i)** Calculate the number of male MPs.

.....  
.....  
.....  
.....

Answer ..... (3 marks)





7 (c) (ii) Maggie questions a sample of MPs stratified by gender.

Complete the table to show the number of MPs in a sample of 50.

.....

.....

.....

.....

.....

Male	
Female	

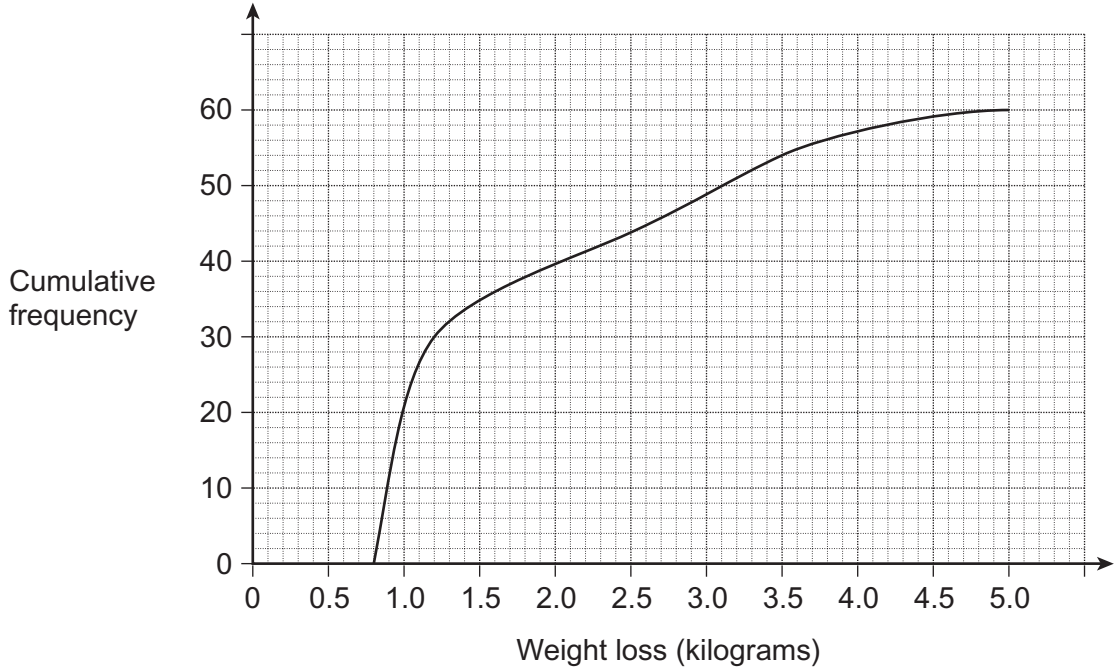
(2 marks)

Turn over for the next question



\*8 Two groups of people are trying to lose weight.

8 (a) Group A join a gym.  
The graph shows information about their weight loss after one month.



8 (a) (i) How many people are in group A?

Answer ..... (1 mark)

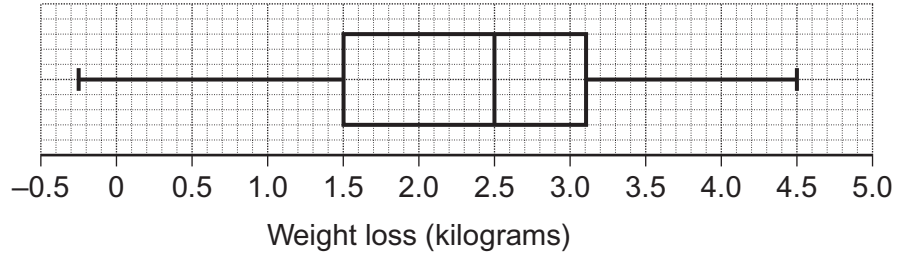
8 (a) (ii) Does everyone in group A lose weight?  
Write down how you decide.

.....  
.....

(1 mark)



**8 (b)** Group B follow a diet.  
The box plot shows information about their weight loss after one month.



Does everyone in group B lose weight?  
Write down how you decide.

.....

.....

(1 mark)

**8 (c)** Compare the weight loss of group A with group B.

.....

.....

.....

.....

.....

.....

.....

.....

.....

.....


(5 marks)



- 9 The table shows information about the length of time that 180 people are shopping.

Time, $t$ (minutes)	Frequency
$60 < t \leq 150$	18
$150 < t \leq 180$	66
$180 < t \leq 240$	60
$240 < t \leq 360$	36

- 9 (a) Draw a suitable frequency diagram for the data.



(3 marks)



**9 (b)** Calculate an estimate of the average length of time for those people who are shopping for over three hours.

.....  
.....  
.....  
.....

Answer ..... minutes (2 marks)

**9 (c)** Two people are chosen at random from the 180 people.  
Estimate the probability that both are shopping for less than two hours.

.....  
.....  
.....  
.....  
.....

Answer ..... (3 marks)

**END OF QUESTIONS**

8



**There are no questions printed on this page**

**DO NOT WRITE ON THIS PAGE  
ANSWER IN THE SPACES PROVIDED**



**There are no questions printed on this page**

**DO NOT WRITE ON THIS PAGE  
ANSWER IN THE SPACES PROVIDED**



**There are no questions printed on this page**

**DO NOT WRITE ON THIS PAGE  
ANSWER IN THE SPACES PROVIDED**

